

IRIS w Revelation Series Specifications

Sky Factory provided external dimmable power supply (where specified)

Converts 90-305V AC to 24V DC

UL (U.S. and Canada) Recognized and CE Compliant

Maximum Watts (Useable) per power supply: 600 Watts

Available sizes: 40W, 60W, 80W, 100W, 150W, 185W, 240W,
320W, 480W, 600W

Size and quantity per installation calculated by Sky Factory

In-line switch between AC source and power supply required

Power supply must be mounted in dry locations.

Surface mountable

Multiple supplies may be required.

Power supply is specified for Sky Factory IRIS Series fixtures only.

Sunricher DMX 512 & RDM Decoder (where specified)

Receives power cables from IRIS light box and
signal wires from LPC1

Decoder must be Separated Extra Low Voltage (SELV)

Maximum Uout: 24VDC

Maximum Up: 5x(192)W

Open air environment recommended

Model and quantity per installation calculated by Sky Factory

Pharos LPC 1 (where specified)

Extension for TPS5 connectivity

Provides PoE power, DMX and DALI outputs, RS232 serial and
8 digital/analog inputs for triggering and integration

100-240V AC; DIN rail compatible

Open air environment recommended

Pharos Expert Switch (where specified)

Ethernet switch for LPS 5 to LPC 1

Provides power and data using PoE technology

Pharos TPS 5 wall control

12.7cm touch screen; 800x480 24bpp with on/off, dimming, and automated
Sunrise-to-Sunset Biomimicry cycles

Single or Multi-room control with custom User Interface

Wall mounted w Universal Mounting Plate (provided)

Fits UK, EU& US 1-Gang and UK 2-gang backbox (not provided)

35' (10.6m) Cat 6 cable provided. PoE from IR-24PS

Comes in Jet Black or Signal White

Meanwell HDR-60-24 power supply

Provides power to the Expert Switch

Universal input 85-264V AC (277V AC operational)

DIN rail mountable; Isolation class II

Conforms to BS EN/EN61000-3-2

IRIS w Revelation Series

Back Illuminated Sky Image Ceiling

IR-24-RVN, IR-26-RVN, IR-28-RVN, IR-33-RVN, IR-34-RVN,

IR-36-RVN, IR-44-RVN, IR-46-RVN, IR-48-RVN and IR-55-RVN Series

Circadian illusion of nature:

The sunrise-to-sunset color shift and daylight variability fluctuations generated by IRIS are the result of its proprietary, cross-functional LED modules:

PRISM LED –

The Proprietary *index* for Spectrum Modulation (PRISM) combines seven distinct wavelengths that realistically generate the sky's natural color and light intensity changes from sunrise to sunset.

DiAL LED –

The Daylight *intensity* Algorithm (DiAL) modulates daytime light intensity by mimicking the subtle and organic fluctuations of clouds moving across the sky.

Both the PRISM and DiAL LED modules are custom-tailored by trained Sky Factory artists in accordance with the cloud patterns and spatial properties of each Open Sky Composition.

Sky Factory Luminaire:

Revelation and Aperture options –

24V DC

Junction box 5 port connector provided and required

Use 5-conductor supply cord with outside diameter between
10-13.462mm

Junction box terminal block wire sizes: 0.2-2.5mm²

For specific fixture details, see pages 2-3

To explore specific combinations of IRIS power supplies, control gear and Sky Factory luminaires, contact a Sky Factory SkyDesigner at 866.759.3228 or visit www.skyfactory.com

IRIS w Revelation Luminaires

1 Lighting (IRIS LED back-lit luminaire):

Circadian *illusion of nature* featuring location-specific, sunrise-to-sunset biomimicry and light intensity algorithms. For details, see page 1

Type IC, inherently protected

Strict LED binning standards assure consistent & high quality illumination

Polychromatic LED lamps positioned to match the composition of SkyTile image selection

State of the art back lit technologies provide uniform illumination for the Luminous SkyTile graphic

Housed in a white powder-coated (non-ferrous) aluminum frame

Moisture and chemical resistant

Pre-wired junction box with a 5 port connector

2 Luminous SkyTile (lens):

Acrylic, Acrylite, or polycarbonate substrate

Durable and easy to clean non-glare matte finish

High resolution reproduction from proprietary digital image file specifically designed for sunrise-to-sunset biomimicry

Content selection and customization of images a distinguishing feature of our products

See our image library on our website and/or speak with a Sky Factory SkyDesigner

Color-calibrated for daylight quality light source

Fade resistant pigmented inks containing UV inhibitors

3 Revelation Elevator (frame):

Durable, moisture resistant and easy to clean

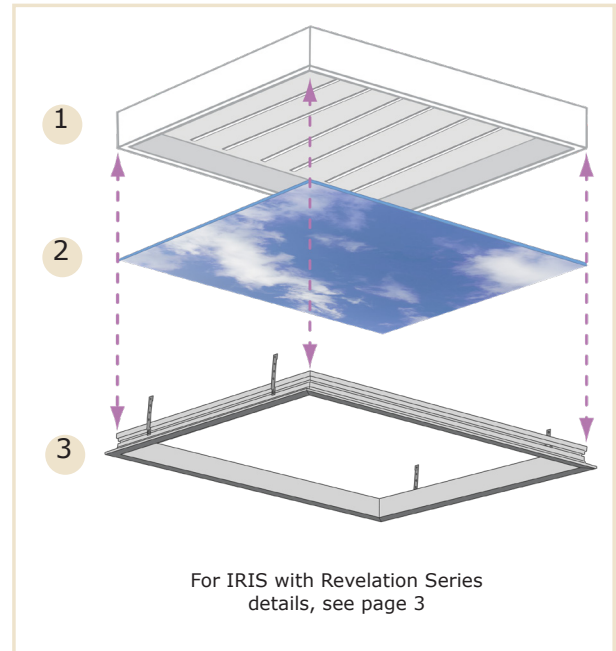
Quick and easy installation

Light weight powder-coated aluminum, white matte finish to match standard grid

2.75" (7cm) vertical profile

Compatible with standard 15/16" or 24mm grid systems or hard ceilings

Precision machined corners, seamless architectural appearance



Intended Use:

Photographic art luminaires are used for aesthetic purposes and are not suitable for room illumination or other purposes.

To explore specific combinations of IRIS Power Systems and Sky Factory luminaires, contact a Sky Factory SkyDesigner at 866.759.3228 or visit www.skyfactory.com

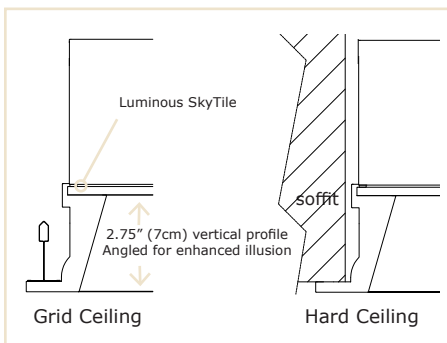
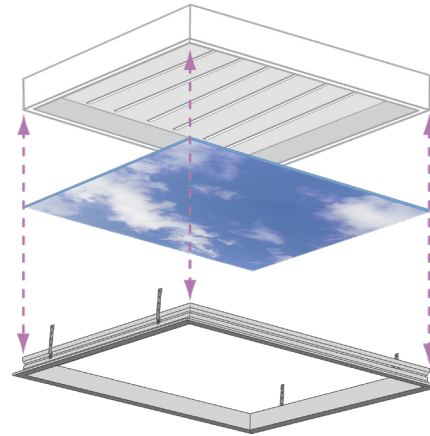
US Patent Information:

Our products, systems, and methods may be protected by one or more of the following US Patents: Pat. 9,164,011, Pat. 8,851,700, Pat. 7,959,316, and Pat. 7,481,550, as well as other patents pending.

IRIS Revelation Series

Key Attributes:

- 15/16" (24mm) ceiling grid or hard ceiling applications
- 2.75" (7cm) vertical profile
- Non-ferrous, RF-free construction
- MRI compatible



Ceiling Clearance:

- Fixture height from ceiling grid: 9.75" (24.8cm)
- Recommended min. space above ceiling grid: 11.625" (29.6cm) (where access above the ceiling is available from the side, ex: typical grid ceiling)
- Recommended min. space above soffit: 13.75" (35cm) (where access above the ceiling is not available from the side, ex: typical hard ceiling)
- Ceiling height 9' (2.74m) or over recommended
- For help with ceiling constraints, please contact Sky Factory

Configurations:

IRIS Revelation Series luminaires can be grouped together in a wide variety of configurations.

Installation:

Elevators, tiles and light box easily installed into standard 5/16" or 24mm grid systems and can be recessed into a variety of hard ceilings.

CE Compliant:

IRIS Revelation Series when used with IRIS Control Gear and Power Supplies CE Certified

Model	Amps ¹	Power ¹	Weight	Drop Ceiling Application
				@ 24V DC
IR-24-RVN Series	3.36	80.64		Fits in standard:
IR-24-RVN			22.1 lbs	2' x 4' on center, 15/16" grid system
IR-24M-RVN			9.7 kg	60cm x 120cm on center, 25mm grid system
IR-24G-RVN			10.5 kg	62.5cm x 187.5cm on center, 25mm grid system
IR-26-RVN Series	4.98	119.52		Fits in standard:
IR-26-RVN			37.8 lbs	2' x 6' on center, 15/16" grid system
IR-26M-RVN			16.1 kg	60cm x 180cm on center, 25mm grid system
IR-26G-RVN			18.0 kg	62.5cm x 187.5cm on center, 25mm grid system
IR-28-RVN Series	6.64	159.36		Fits in standard:
IR-28-RVN			53.6 lbs	2' x 8' on center, 15/16" grid system
IR-28M-RVN			23.5 kg	60cm x 240cm on center, 25mm grid system
IR-28G-RVN			25.5 kg	62.5cm x 250cm on center, 25mm grid system
IR-33-RVN Series	3.91	93.84		Fits in standard:
IR-33-RVN			25.2 lbs	3' x 3' on center, 15/16" grid system
IR-33M-RVN			11.1 kg	90cm x 90cm on center, 25mm grid system
IR-33G-RVN			12.0 kg	93.75cm x 93.75cm on center, 25mm grid system
IR-34-RVN Series	4.98	119.52		Fits in standard:
IR-34-RVN			36.2 lbs	3' x 4' on center, 15/16" grid system
IR-34M-RVN			15.9 kg	90cm x 120cm on center, 25mm grid system
IR-34G-RVN			17.3 kg	93.75cm x 125cm on center, 25mm grid system
IR-36-RVN Series	7.47	179.28		Fits in standard:
IR-36-RVN			58.3 lbs	3' x 6' on center, 15/16" grid system
IR-36M-RVN			25.6 kg	90cm x 180cm on center, 25mm grid system
IR-36G-RVN			27.8 kg	93.75cm x 187.5cm on center, 25mm grid system
IR-44-RVN Series	6.64	159.36		Fits in standard:
IR-44-RVN			50.4 lbs	4' x 4' on center, 15/16" grid system
IR-44M-RVN			22.2 kg	120cm x 120cm on center, 25mm grid system
IR-44G-RVN			24.0 kg	125cm x 125cm on center, 25mm grid system
IR-46-RVN Series	7.5	180		Fits in standard:
IR-46-RVN			78.8 lbs	4' x 6' on center, 15/16" grid system
IR-46M-RVN			34.6 kg	120cm x 180cm on center, 25mm grid system
IR-46G-RVN			37.5 kg	125cm x 187.5cm on center, 25mm grid system
IR-48-RVN Series	7.5	180		Fits in standard:
IR-48-RVN			113.4 lbs	4' x 8' on center, 15/16" grid system
IR-48M-RVN			49.8 kg	120cm x 240cm on center, 25mm grid system
IR-48G-RVN			54.0 kg	125cm x 250cm on center, 25mm grid system
IR-55-RVN Series	7.5	180		Fits in standard:
IR-55-RVN			85.8 lbs	5' x 5' on center, 15/16" grid system
IR-55M-RVN			37.7 kg	150cm x 150cm on center, 25mm grid system
IR-55G-RVN			40.8 kg	156.25cm x 156.25cm on center, 25mm grid system

¹Maximum potential power output shown. Programmed power output typically 30% less.

Hard Ceiling Application
IRXX Series luminaires fit in a variety of hard ceiling applications
Contact Sky Factory for specific finished opening dimensions