

IRIS w Revelation Specifications

Back Illuminated Sky Image Ceiling

IRIS 24PS Power System

Input (Typ): 100-120V AC; 50 - 60 Hz; Auto-ranging

Output: 24V DC

Type Non-IC, Low Voltage Luminaire Power Supply

Available sizes: IR-24PS-S-XX-X and IR-24PS-D-XX-X

Available types: LEADER-LN (only power system in an installation)

LEADER-LO (first in a series of linked power systems)

FOLLOWER-FIO (middle[s] in a series of linked power systems)

FOLLOWER-FI (last in a series of linked power systems)

Powder-coated aluminum enclosure w/ removeable front cover

Provides 24DC Power to Iris Luminaires and PoE to Wall Controle

AC IN connector wire sizes: 8-24 AWG (0.2-10mm² solid; 0.2-6mm² flexible)

Power system fixture connector wire sizes: 12-24 AWG (0.2-2.5mm²)

DMX LINK connectors: CAT6 using T568B termination

Junction box wiring access holes limited to 1/2" nominal trade size conduit

Maxium ambient temperature: 100°F (38°C)

In-line switch between AC source and power system required

Power system suitable for dry locations only.

Multiple power systems may be required.

IRIS Power System Weights ¹ and Dimensions		
IR-24PS-S-XX-X	35 lbs/15.9kg	16 3/8" (41.6cm) wide x 20 9/16" (52.2cm) long x 7 1/4" (18.4cm) high
IR-24PS-D-XX-X	40 lbs/18.2kg	16 3/8" (41.6cm) wide x 20 9/16" (52.2cm) long x 7 1/4" (18.4cm) high
¹ Maximum weights and dimensions shown. Weight may vary per luminaire configuration.		

Maximum Watts (useable) per IRIS Power System		
Power System	Watts	Amps
IR-24PS-S-XX-X	336W	8A max per output; 14A total
IR-24PS-D-XX-X	672W	8A max per output; 28A total

IRIS Touch Screen Wall Control

5" touch screen; 800x480 24bpp with on/off, dimming, and automated

Sunrise-to-Sunset Biomimicry cycles

Single or Multi-room control with custom User Interface

Wall mounted w Universal Mounting Plate fits US 2.5" back box

35' (10.6m) Cat 6 cable provided. PoE from IR-24PS

Comes in Jet Black or Signal White

Circadian *illusion of nature*:

The sunrise-to-sunset color shift and daylight variability fluctuations generated by IRIS are the result of its proprietary, cross-functional LED modules:

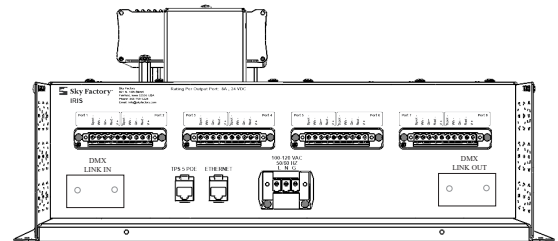
PRISM LED -- The Proprietary *index* for Spectrum Modulation (PRISM) function combines seven distinct wavelengths that realistically generate the sky's natural color and light intensity changes from sunrise to sunset.

DiAL LED -- The Daylight *intensity* Algorithm (DiAL) modulates daytime light intensity by mimicking the subtle and organic fluctuations of clouds moving across the sky.

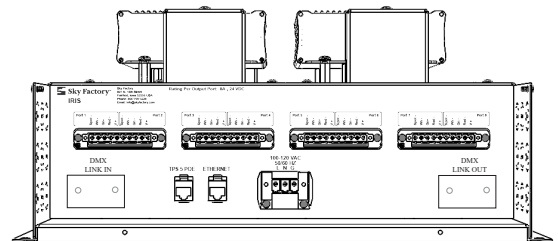
Both the PRISM and DiAL LED modules are custom-tailored in accordance with the cloud patterns and spatial properties of each Open Sky Composition by trained Sky Factory artists.

The IRIS 24PS Power System utilizes proprietary software and state-of-the-art hardware to drive Sky Factory's family of custom tailored Luminous SkyCeilings.

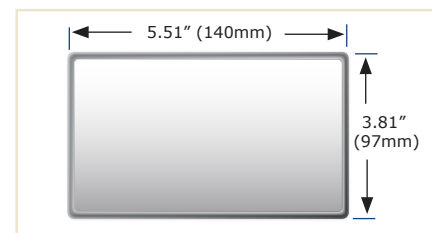
IR-24PS-S-XX-X
 Single Power System*
 with front cover removed



IR-24PS-D-XX-X
 Dual Power System*
 with front cover removed



*Port configuration varies per model and installation demands



IRIS w Revelation Luminaires

1 Lighting (IRIS LED back-lit luminaire):

Circadian *illusion of nature* featuring location-specific, sunrise-to-sunset biomimicry and light intensity algorithms. For details, see page 1

Type IC, inherently protected

Strict LED binning standards assure consistent & high quality illumination

Polychromatic LED lamps positioned to match the composition of SkyTile image selection

State of the art back lit technologies provide uniform illumination for the Luminous SkyTile graphic

Housed in a white powder-coated (non-ferrous) aluminum frame

Moisture and chemical resistant

Pre-wired junction box with a 5 port connector

2 Luminous SkyTile (lens):

Acrylic, Acrylite, or polycarbonate substrate

Durable and easy to clean non-glare matte finish

High resolution reproduction from proprietary digital image file specifically designed for sunrise-to-sunset biomimicry

Content selection and customization of images a distinguishing feature of our products

See our image library on our website and/or speak with a Sky Factory SkyDesigner

Color-calibrated for daylight quality light source

Fade resistant pigmented inks containing UV inhibitors

3 Revelation Elevator (frame):

Durable, moisture resistant and easy to clean

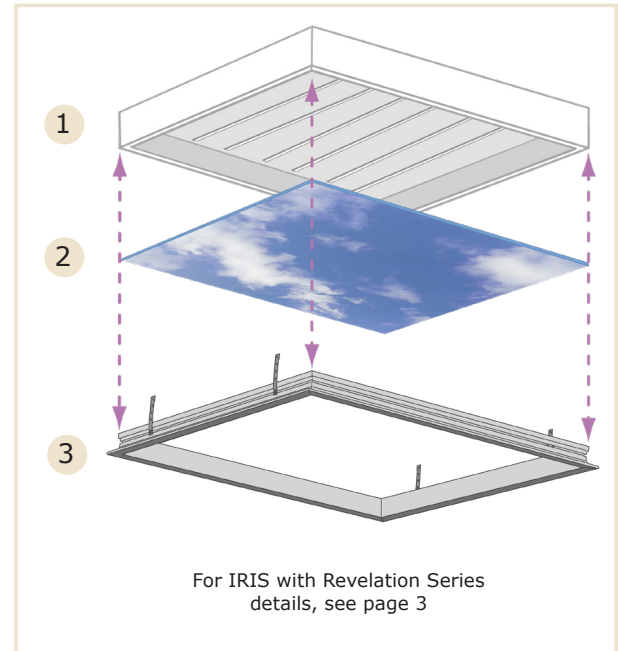
Quick and easy installation

Light weight powder-coated aluminum, white matte finish to match standard grid

2.75" (7cm) vertical profile

Compatible with standard 15/16" or 24mm grid systems or hard ceilings

Precision machined corners, seamless architectural appearance



Intended Use:

Photographic art luminaires are used for aesthetic purposes and are not suitable for room illumination or other purposes.

To explore specific combinations of IRIS Power Systems and Sky Factory luminaires, contact a Sky Factory SkyDesigner at 866.759.3228 or visit www.skyfactory.com

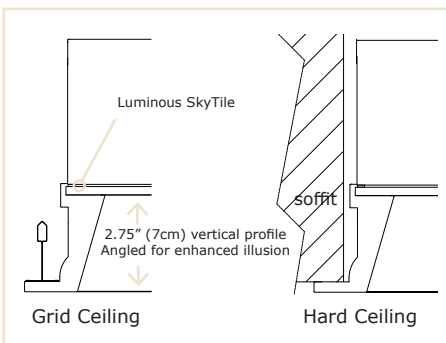
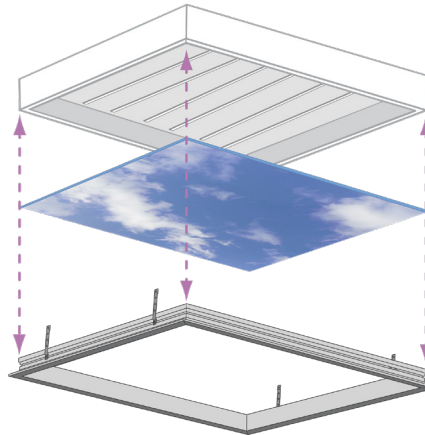
US Patent Information:

Our products, systems, and methods may be protected by one or more of the following US Patents: Pat. 9,164,011, Pat. 8,851,700, Pat. 7,959,316, and Pat. 7,481,550, as well as other patents pending.

IRIS Revelation Series

Key Attributes:

- 15/16" (24mm) ceiling grid or hard ceiling applications
- 2.75" (7cm) Elevator vertical profile
- Non-ferrous, RF-free construction
- MRI compatible



Ceiling Clearance:

- Fixture height from ceiling grid: 9.75" (24.8cm)
- Recommended min. space above ceiling grid: 11.625" (29.6cm) (where access above the ceiling is available from the side, ex: typical grid ceiling)
- Recommended min. space above soffit: 13.75" (35cm) (where access above the ceiling is not available from the side, ex: typical hard ceiling)
- Ceiling height 9' (2.74m) or over recommended
- For help with ceiling constraints, please contact Sky Factory

Configurations:

IRIS Revelation Series luminaires can be grouped together in a wide variety of configurations.

Installation:

Elevators, tiles and light box easily installed into standard 5/16" or 24mm grid systems and can be recessed into a variety of hard ceilings.

UL and CSA Listed:

IRIS Revelation Series UL/CSA Listed by UL, LLC

Model	Amps ¹	Power ¹	Weight	Drop Ceiling Application
	@ 24V DC			
IR-24-RVN Series	2.4	57.6		Fits in standard:
IR-24-RVN			22.1 lbs	2' x 4' on center, 15/16" grid system
IR-24M-RVN			9.7 kg	60cm x 120cm on center, 25mm grid system
IR-24G-RVN			10.5 kg	62.5cm x 187.5cm on center, 25mm grid system
IR-26-RVN Series	3.54	84.96		Fits in standard:
IR-26-RVN			37.8 lbs	2' x 6' on center, 15/16" grid system
IR-26M-RVN			16.1 kg	60cm x 180cm on center, 25mm grid system
IR-26G-RVN			18.0 kg	62.5cm x 187.5cm on center, 25mm grid system
IR-28-RVN Series	4.72	113.28		Fits in standard:
IR-28-RVN			53.6 lbs	2' x 8' on center, 15/16" grid system
IR-28M-RVN			23.5 kg	60cm x 240cm on center, 25mm grid system
IR-28G-RVN			25.5 kg	62.5cm x 250cm on center, 25mm grid system
IR-33-RVN Series	2.71	65.04		Fits in standard:
IR-33-RVN			25.2 lbs	3' x 3' on center, 15/16" grid system
IR-33M-RVN			11.1 kg	90cm x 90cm on center, 25mm grid system
IR-33G-RVN			12.0 kg	93.75cm x 93.75cm on center, 25mm grid system
IR-34-RVN Series	3.54	84.96		Fits in standard:
IR-34-RVN			36.2 lbs	3' x 4' on center, 15/16" grid system
IR-34M-RVN			15.9 kg	90cm x 120cm on center, 25mm grid system
IR-34G-RVN			17.3 kg	93.75cm x 125cm on center, 25mm grid system
IR-36-RVN Series	5.31	127.44		Fits in standard:
IR-36-RVN			58.3 lbs	3' x 6' on center, 15/16" grid system
IR-36M-RVN			25.6 kg	90cm x 180cm on center, 25mm grid system
IR-36G-RVN			27.8 kg	93.75cm x 187.5cm on center, 25mm grid system
IR-44-RVN Series	4.72	113.28		Fits in standard:
IR-44-RVN			50.4 lbs	4' x 4' on center, 15/16" grid system
IR-44M-RVN			22.2 kg	120cm x 120cm on center, 25mm grid system
IR-44G-RVN			24.0 kg	125cm x 125cm on center, 25mm grid system
IR-46-RVN Series	6.96	167.04		Fits in standard:
IR-46-RVN			78.8 lbs	4' x 6' on center, 15/16" grid system
IR-46M-RVN			34.6 kg	120cm x 180cm on center, 25mm grid system
IR-46G-RVN			37.5 kg	125cm x 187.5cm on center, 25mm grid system
IR-48-RVN Series	8.89	213.36		Fits in standard:
IR-48-RVN			113.4 lbs	4' x 8' on center, 15/16" grid system
IR-48M-RVN			49.8 kg	120cm x 240cm on center, 25mm grid system
IR-48G-RVN			54.0 kg	125cm x 250cm on center, 25mm grid system
IR-55-RVN Series	7.21	173.04		Fits in standard:
IR-55-RVN			85.8 lbs	5' x 5' on center, 15/16" grid system
IR-55M-RVN			37.7 kg	150cm x 150cm on center, 25mm grid system
IR-55G-RVN			40.8 kg	156.25cm x 156.25cm on center, 25mm grid system

Hard Ceiling Application

IRXX Series luminaires fit in a variety of hard ceiling applications

Contact Sky Factory for specific finished opening dimensions